

CCBHC

Missouri's Certified Community Behavioral Health Clinics

Improving Outcomes & Access to Care

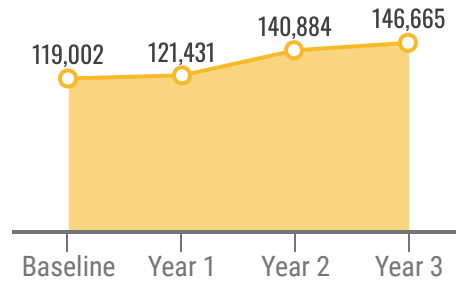
Missouri's Impact Report | Year 3

23%

 Increase in patient access to care

Overall increase in patients served from baseline to Year 3

Missourian's Served by CCBHCs



2,993

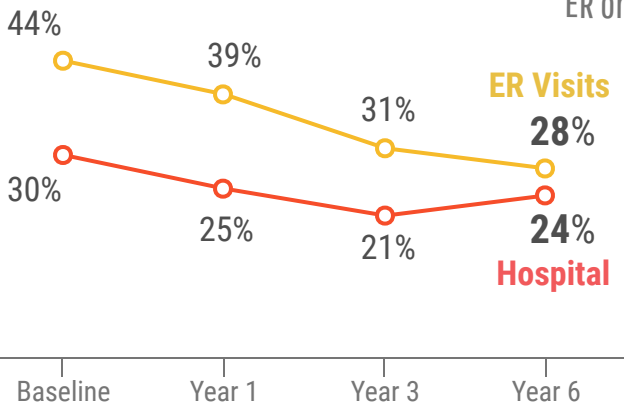
Veterans Served by CCBHCs

 19%

Overall increase in veterans served from baseline to Year 3

Reducing Hospital & ER Utilization

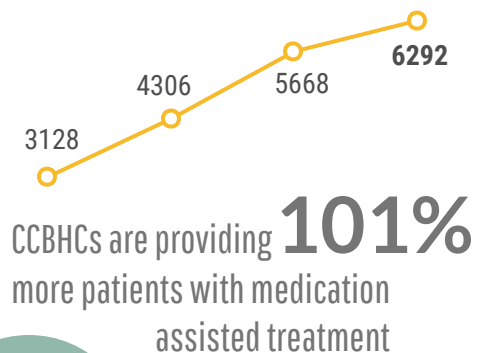
CCBHCs continue to reduce the number of patients with 1 or more ER or hospital encounter



 36% Decrease in ER Visits

 20% Decrease in hospitalizations

Providing Medication Assisted Treatment



Law Enforcement Collaboration

“Many communities continue to face pervasive gaps in mental health services, especially crisis services, placing a heavy burden on law enforcement agencies and, in particular, officers. Without access to appropriate alternatives, officers are often left with a set of poor choices: leave people in potentially harmful situations, bring them to hospital emergency departments, or arrest them.”

Publication from Bureau of Justice Assistance & Council of State Governments Justice Center, April 2019



Missouri Success

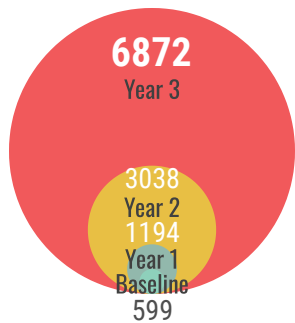
53,295

Referrals from law enforcement Jan 2017 - Nov 2020



Increasing School Services

One CCBHC grew the number of school-based services provided in their community by **91%**
599 to 6872 services



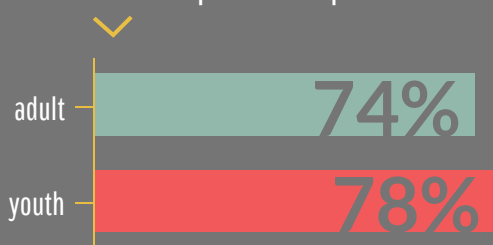
Achieving Patient Satisfaction

Individuals receiving services from CCBHCs responded feeling positive about the care they received in the following areas:

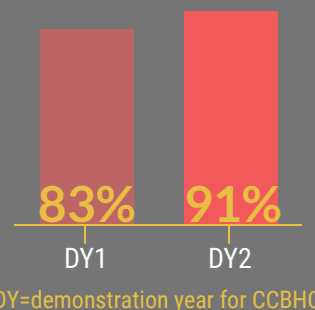


Measuring Progress & Improvement

Follow Up After Hospitalization in 30 Days



Follow Up Care for Children Prescribed Attention-Deficit Hyperactivity Disorder (ADHD) Medication | Continuation & Maintenance Phase



Follow Up After Mental Health ER Visit in 30 Days



Plan All-Cause Readmissions Rate



Prevention Screening



adult > over 18 years of age
youth > ages 17 and under

Metabolic Syndrome Screening



Suicide Risk Assessment for Depression



Weight Assessment & Follow Up

